

## RECESSED INFILL MANHOLE COVER KCRVAA - 400 KN SLOW TRAFIC



### PLACE OF INSTALLATION :

**Slow Traffic :** Products suitable for hard shoulders, parking areas

### SPECIFICATIONS :

Loading : **400 kN**  
Layer height : **80 mm**  
Locking : ¼ turn lock H Ø22 Stainless Steel

### MATERIAL & COVER :

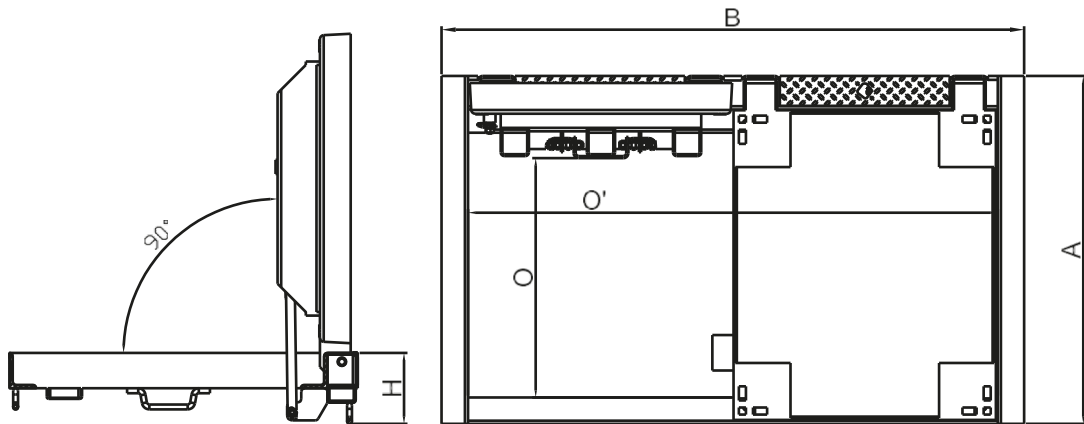
**Covers & Frame :** Steel Hot-Dip Galvanized




### OPTIONS :

Logo pinned on the edge  
Special lock : automatic burglar-proof  
Fall safety equipment

### REMARKS :

Lift assisted by gas struts  
Delivered without concrete



Ref.	Description	Lay-out	Clear opening	O x O'	A*	B*	H*	Total weight
				mm				Kg
25015	K1CRVAA		750 x 750	680 x 750	986	900	200	140
23926	K2CRVAA		750 x 1500	680 x 1500	986	1650	200	255
23927	K3CRVAA		750 x 2250	680 x 2250	986	2400	200	370
Weight / Lid (Kg)								80

\*External frame measures

All dimensions, weights and norms are given for information only. BERGTEC reserves the right to modify the specifications of products given in the present document.