

RECESSED INFILL MANHOLE COVER KCR 400 KN SLOW TRAFFIC WITH FALL SAFETY MESH GRID



PLACE OF INSTALLATION :

Slow Traffic : Products suitable for hard shoulders, parking areas.

SPECIFICATIONS :

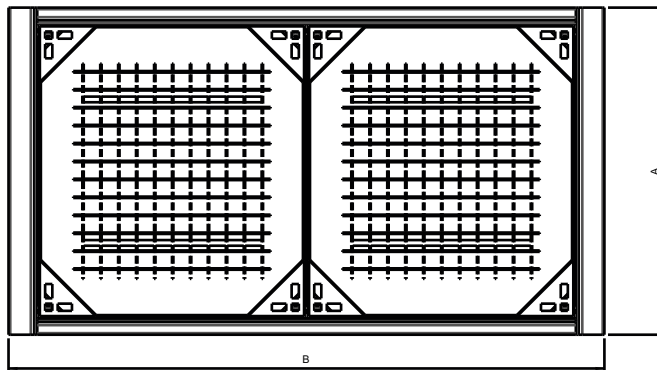
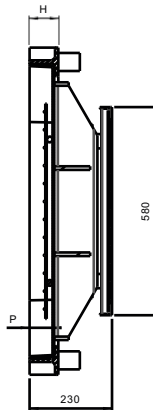
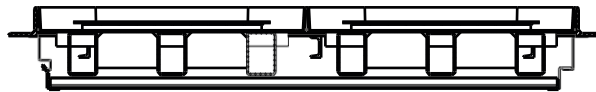
Loading : **400 kN**
Layer height : **66 mm**
Fall safety mesh grid of 50 X 50 mm

MATERIAL & COATING :

Covers & frame : Steel Hot-Dip Galvanized
Mesh grid : Steel Hot-Dip Galvanized

REMARKS :

Delivered without concrete



Ref.	Description	Lay-out	Clear opening	A*	B*	H*	P	Total weight
				mm				Kg
19633	K1CRG		750 x 750	910	910	80	66	155
27328	K2CRG		750 x 1500	910	1660	80	66	201
27329	K3CRG		750 x 2250	910	2410	80	66	289,5
Weight / Lid (Kg)								65

*External frame measures.