


1/2

## MANHOLE COVER - LOCKED HINGED LIFT ASSISTED TITAN 1000 CLASS D400



### SPECIFICATIONS :

Norm : **EN 124-2**  
Loading : **400 kN**  
Quality Label : Tüv 

### MATERIAL & COATING :

**Covers** : Spheroidal Cast Iron EN-GJS-500-7.  
Water Based Black Paint  
**Frame** : Steel Hot-Dip Galvanized  
**Hardware** : Stainless Steel / Cast Iron

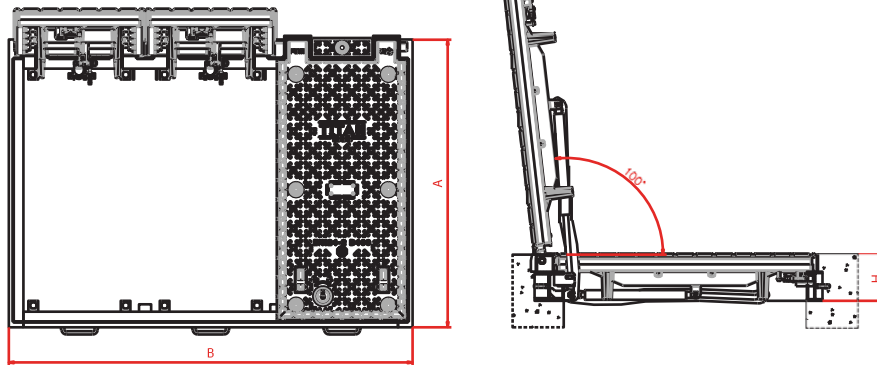
### OPTIONS :









Runoff Watertightness / Odortight  
Custom Badging & Logo  
Fall Safety Equipment  
Stainless Steel Gas Struts  
Stainless Steel Mechanical Springs



### REMARKS :

Lift Assisted  
Each cover equipped with an automatic burglar-proof lock «Pushed & Slammed»  
Special ergonomic key TITAN acting as a handle  
EPDM Gasket: Moulded Monobloc - Hardness > 75 Shore A, screwed mechanically underneath each cover



Ref.	Description	Lay-out	Clear Opening	Freeway	A*	B*	H*	Total weight
				mm				
/	TITAN-M1		1000 x 460	890 x 460	1225	580	190	184
32434	TITAN-M2		1000 x 1000	885 x 1000	1225	1120	190	337
32435	TITAN-M3		1000 x 1540	885 x 1540	1225	1660	190	490
32436	TITAN-M4		1000 x 2080	885 x 2080	1225	2200	190	643
/	TITAN-M5		1000 x 2620	885 x 2620	1225	2740	190	796
/	TITAN-M6		1000 x 3160	885 x 3160	1360	3280	190	966
/	TITAN-M7		1000 x 3700	885 x 3700	1360	3820	190	1121
/	TITAN-M8		1000 x 4240	885 x 4240	1360	4360	190	1284
Weight / Lid (Kg)								105

\*External frame measure. Other dimensions : on request

All dimensions, weights and norms are given for information only. BERGTEC reserves the right to modify the specifications of products given in the present document.

2/2

## MANHOLE COVER - LOCKED HINGED LIFT ASSISTED TITAN 1000 CLASS D400



### BESPOKE

Covers are coated with a black water-based paint. In option, we offer a topcoating colored polyester paint - RAL color on request.

On request, each cover can be tailor-made by :

- a special badging & marking **embossed and moulded** in raw material
- set up of a **stainless steel plate**



### LIFT ASSISTANCE

Each cover is lift assisted in opening and closing for easy handling by a single person, by :


- **Standard Gas Strut**
- **Stainless Steel Gas Strut**
- **Stainless Steel Mechanical Spring**



### AUTOMATIC BURGLAR-PROOF LOCK «PUSHED & SLAMMED»

TITAN 1000 is equipped with lock device pushed & slammed on each cover:

- Burglar-proof, through hole
- Automatic closing
- Ergonomic key with two features : **locking/unlocking and handling in operation**



### RUNOFF WATERTIGHTNESS / ODORTIGHT

Each cover is equipped with an **EPDM gasket** fastened by stainless steel screws.

Watertightness is obtained by the addition of crossbeams and **6 stainless steel compression bolts per cover**

## Associated products

