


## NEW VERSION 2022 2.0

1/2

### MANHOLE COVER – LOCKED HINGED LIFT ASSISTED TITAN 1200 - 400 KN



#### SPECIFICATIONS :

Norm : **EN 124-2**  
Loading : **400 kN**  
Quality Label : Tüv 

#### MATERIAL & COATING :

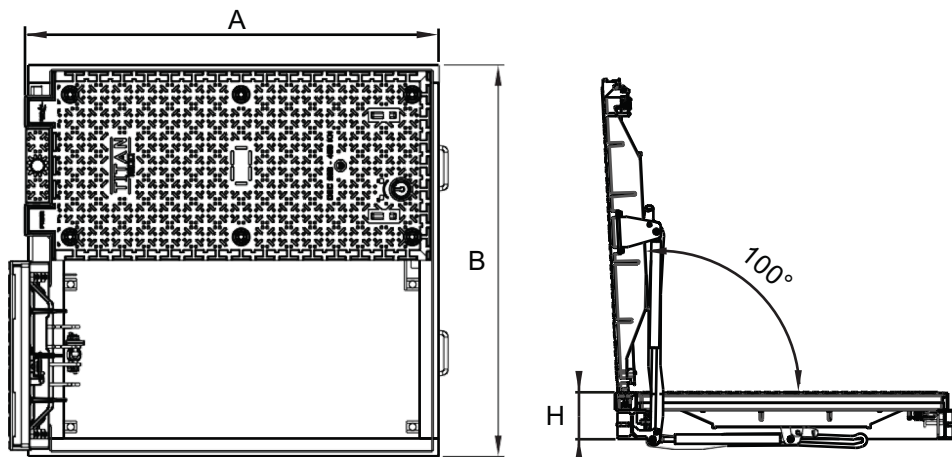
**Covers** : Spheroidal Cast Iron EN-GJS-500-7.  
Water Based Black Paint  
**Frame** : Steel Hot-Dip Galvanized  
**Hardware** : Stainless Steel / Cast Iron

#### OPTIONS :

Runoff Watertightness / Odortight  
High Traffic  
Custom Badging & Logo  
Fall safety Equipment  
Stainless Steel Gas Struts  
Stainless Steel Mechanical Springs

#### REMARKS :

Lift Assisted  
Each cover equipped with an automatic burglar-proof lock «Pushed & Slammed»  
Special ergonomic key TITAN acting as a handle  
EPDM Gasket : Moulded Monobloc - Hardness > 75 Shore A, screwed mechanically underneath each cover



Reference	Description	Lay-out	Clear opening	Freeway	A*	B*	H*	Total weight
				mm				Kg
42342	TITAN-2		1200 x 1200	1090 x 1200	1425	1320	190	435
42348	TITAN-3		1200 x 1840	1090 x 1840	1425	1960	190	621
42354	TITAN-4		1200 x 2480	1090 x 2480	1425	2600	190	816
42360	TITAN-5		1200 x 3120	1090 x 3120	1560	3240	190	1030
Weight / Lid (Kg)								138

\*External frame measure. Other dimensions : on request

All dimensions, weights and norms are given for information only. BERGTEC reserves the right to modify the specifications of products given in the present document.

2/2

## MANHOLE COVER – LOCKED HINGED LIFT ASSISTED TITAN 1200 - 400 KN



### BESPOKE

Covers are coated with a black water-based paint. In option, we offer a topcoating colored polyester paint - RAL color on request.

On request, each cover can be tailor-made by :

- a special badging & marking **embossed and moulded** in raw material
- set up of a **stainless steel plate**



### LIFT ASSISTANCE

Each cover is lift assisted in opening and closing for easy handling by a single person, by :


- **Standard Gas Strut**
- **Stainless Steel Mechanical Spring**



### AUTOMATIC BURGLAR-PROOF LOCK «PUSHED & SLAMMED»

TITAN 1200 is equipped with lock device pushed & slammed on each cover:

- Burglar-proof, through hole
- Automatic closing
- Ergonomic key with two features: **locking/unlocking and handling in operation**



### RUNOFF WATERTIGHTNESS / ODORTIGHT

Each cover is equipped with an **EPDM gasket** fastened by stainless steel screws.

Watertightness is obtained by the addition of crossbeams and **6 stainless steel compression bolts per cover**

## Associated products

