

1/2

## MANHOLE COVER EVOLUTION 2XKEVAA - 600 KN MONOBLOC FRAME



### SPECIFICATIONS :

Loading : **600 kN**

**Central removable beam**

Locking : ¼ turn lock H Ø22 Stainless Steel

### MATERIAL & COATING :

**Covers** : Spheroidal Cast Iron

EN-GJS-500-7. Water Based Black Paint

**Frame** : Steel Hot-Dip Galvanized

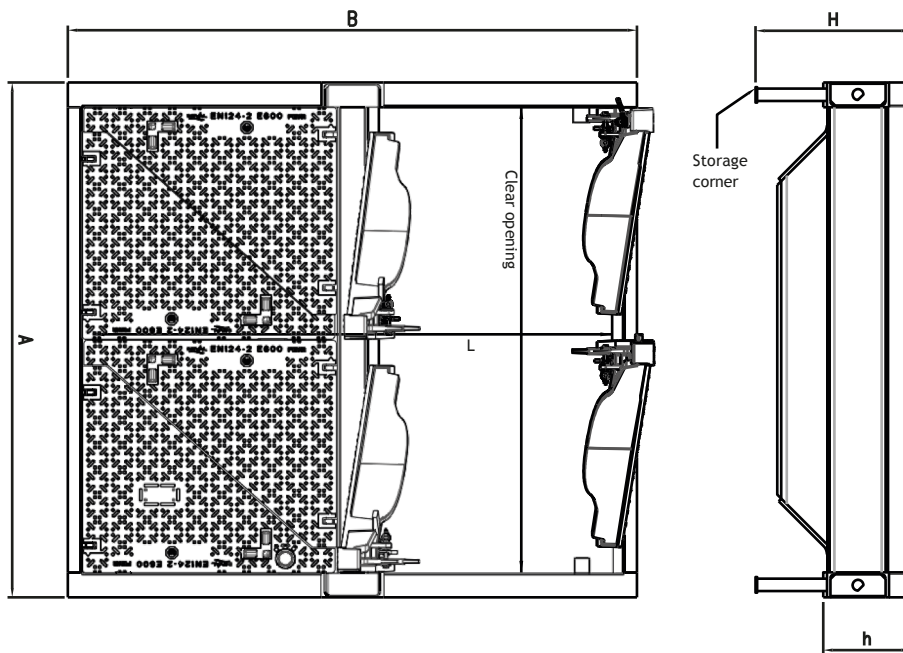
**Hardware** : Stainless Steel / Cast Iron

### OPTIONS :

Special lock: burglar-proof SAE

Fall safety equipment

Custom Badging & Logo



Ref.	Description	Lay-out	Clear opening	A	B	H	h	Weight	
								Beam	Total
				mm				Kg	
30174	2xK2EVAA		1500 x 1674	1660	1834	560	282	123	905
Weight / Lid (Kg)								49	

All dimensions, weights and norms are given for information only. BERGTEC reserves the right to modify the specifications of products given in the present document.


2/2

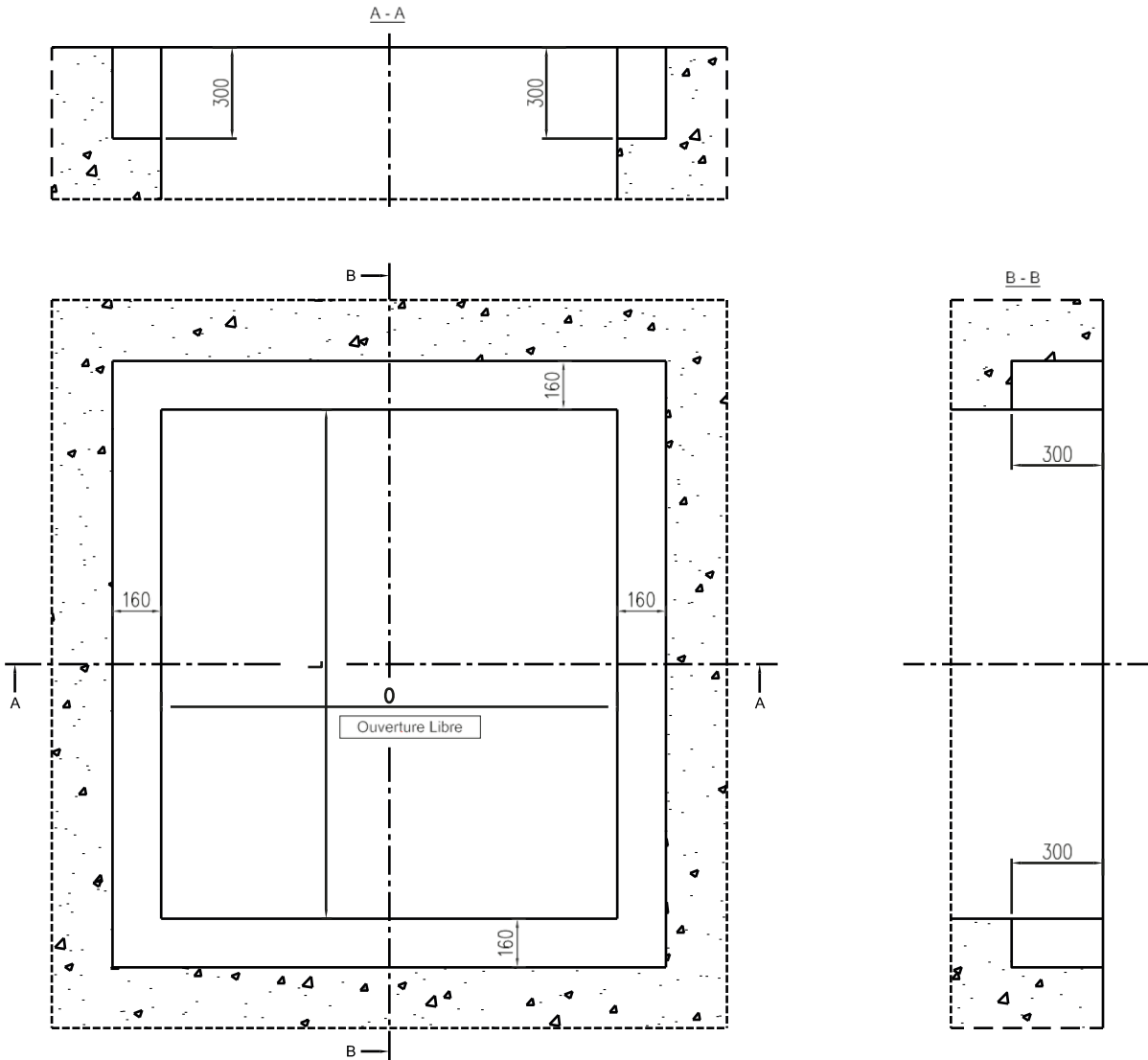
## MANHOLE COVER EVOLUTION 2XKEVAA - 600 KN MONOBLOC FRAME

### REMARKS:

Lift assisted by gas jacks (1 per lid).  
 Safety blocking to prevent accidental cover closure, activated automatically at the opening of the cover.  
 Cut off the storage corners before sealing and concrete pouring.

### CONCRETE FORMWORK :

Description	Lay-out	O	L
		mm	
2xK2EVAA		1500	1674



All dimensions, weights and norms are given for information only. BERGTEC reserves the right to modify the specifications of products given in the present document.